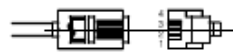
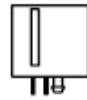
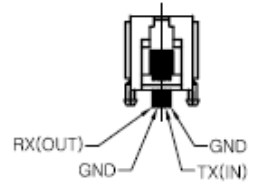


◆ COMMAND Type and Description

UP Data 070810 Tomasleegj

Direction	COMMAND	Description	DATA No.	Command	Condition or Action	
PC -> X-ARM	0FH	STOP	Stop (key in while running)	2	Stop	Press any button while it running
	1EH	STATUS DATA	Request the input of the status data	2	Status request	The data request is always available
	2DH	TILT UP MOVE	Run the TILT UP MOVE action	2	Action	UP limit, Always available except HOME position
	3CH	TILT DOWN MOVE	Run the TILT DOWN MOVE action	2	Action	DOWN limit, Always available except HOME position
	4BH	TILT LEFT MOVE	Run the TILT LEFT MOVE action	2	Action	LEFT limit, Always available except HOME position
	5AH	TILT RIGHT MOVE	Run the TILT RIGHT MOVE action	2	Action	RIGHT limit, Always available except HOME position
	69H	POWER ON	Switch on the power	2	Action	The display is switched on and every action is allowed
	78H	POWER OFF	Switch off the power	2	Action	The display is switched off and no action is allowed
	87H	HOME MOVE	Run the HOME/EXTENSION MOVE action	2	Action	Moves to HOME or EXTENSION position
	88H	IN(Home) MOVE	HOME MOVE Action	2	Action	Moves to HOME position
	89H	OUT(Extension) MOVE	EXTENSION MOVE Action	2	Action	Moves to EXTENSION position
	96H	MEMORY 1 MOVE	Move to MEMORY 1 position	2	Action	Always available except MEMORY1 position
	A5H	MEMORY 2 MOVE	Move to MEMORY 2 position	2	Action	Always available except MEMORY2 position
	A6H	Perset 3 MOVE	Move to MEMORY 3 position	2	Action	Always available except MEMORY3 position
	A9H	Perset 4 MOVE	Move to MEMORY 4 position	2	Action	Always available except MEMORY4 position
	B4H	MEMORY 1 SET	Save the current position data of the MEMORY 1	2	Setup	Always available at stop status except HOME position.
	C3H	MEMORY 2 SET	Save the current position data of the MEMORY 2	2	Setup	Always available at stop status except HOME position.
	C6H	MEMORY 3 SET	Save the current position data of the MEMORY 3	2	Setup	Always available at stop status except HOME position.
	C9H	MEMORY 4 SET	Save the current position data of the MEMORY 4	2	Setup	Always available at stop status except HOME position.
	D2H	Reserved		0	Reserved	
E1H	Reserved		0	Reserved		
F0H	Reserved		0	Reserved		
11H	ACK	Reception OK	2	Tr/Rec.	Once the data is properly received	
22H	NACK	The data needs to be resent	2	Tr/Rec.	To request the data again once the data is not properly received	
X-ARM -> PC	11H	ACK	Reception OK	2	Tr/Rec.	Once the data is properly received
	22H	NACK	The data needs to be resent	2	Tr/Rec.	To request the data again once the data is not properly received

* Command codes are sent at HEX form.



- 1. RX(OUT)
- 2. GND
- 3. TX(IN)
- 4. GND

111 TRACE LAYOUT